

# Metallized Polypropylene Film AC Filtering Capacitors

## ELC Series - Cylindrical Aluminum Can Oil Type

ELCOMTECH

### Overview

The ELC series capacitors are designed for PFC system or filtering harmonics at the AC output of large inverter system. The ELC series capacitor consists of metallized polypropylene film, enclosed in cylindrical Al case and filled with soft PU resin.

### 概述

ELC 电容器适用于大型逆变器交流输出的 PFC 系统或谐振滤波器。ELC 由金属化聚丙烯薄膜构成，封装于圆柱形铝壳内，填充软 PU 树脂。



### Applications

Widely used in PFC, AC Filtering and LCL System

### 应用

广泛应用于 PFC (功率因素校正), 交流滤波及 LCL 滤波

### Features

- Double safety protection
  - Self-healing property
  - Overpressure disconnecter device
- 3 phases in one case, delta connection
- High reliability
- Oil type with good thermal dissipation

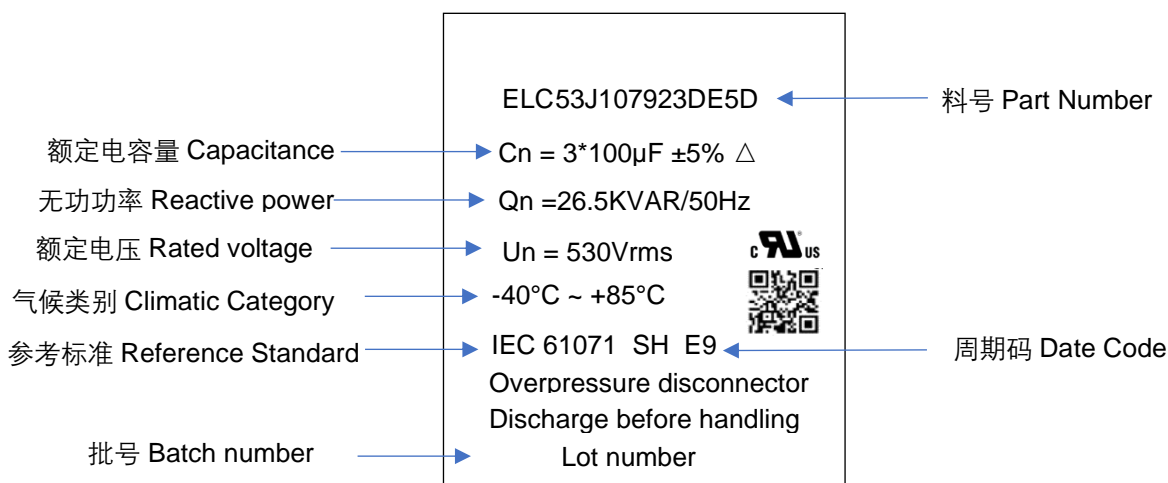
### 特点

- 双重安全保护
  - 自愈性
  - 过压断开装置
- 三相电容器; 三角形连接
- 高可靠性
- 具有良好的散热性能

### Approvals 认证

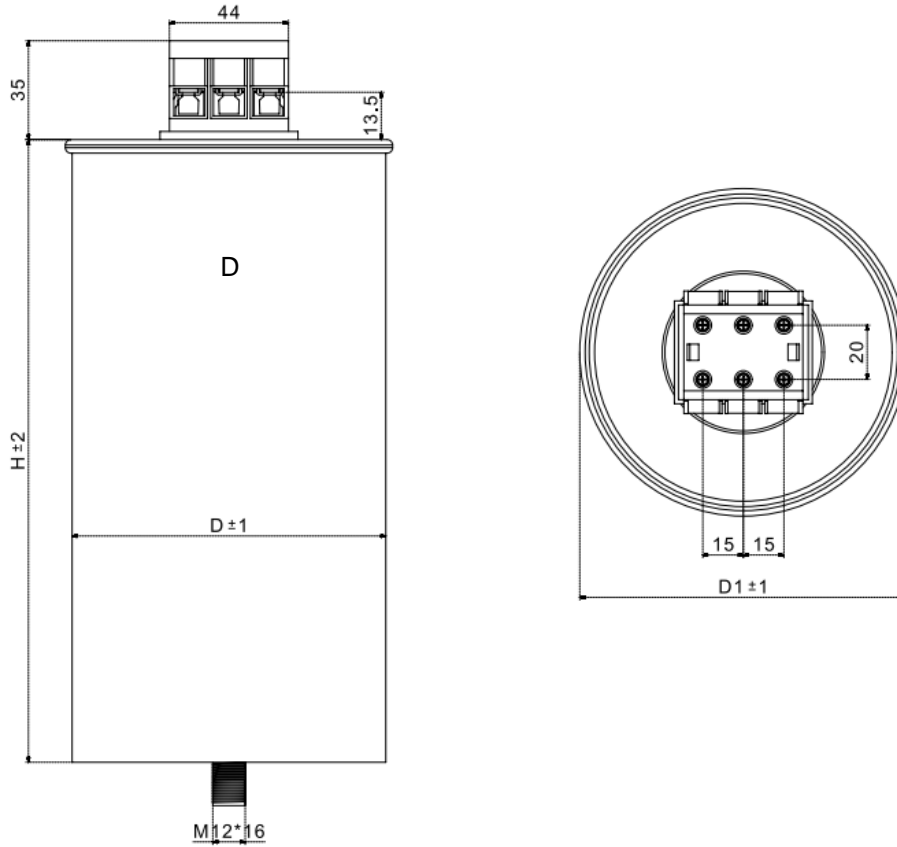
Marking	Specification	File Number
	UL 810 (Components)	E500536

### Marking 标识



### Dimension (mm) 外形图

Terminal M5 block M5 模块端子



Dimensions 外形尺寸 (mm)					
$D \pm 1$ 铝壳直径	$D1 \pm 1$ 铝壳卷边处直径	$H \pm 3$ 铝壳本体高度	$P \pm 1$ 电极间距	M 电极	N 底部螺杆
116	120	230	15	M5	M12*16

## Electrical Characteristics 电气参数

Reference Standard 引用标准		IEC 61071 GB/T 17702 (IEC60831 GB/T12747 OPTIONAL)
Climatic Category 气候类别		40/85/56 IEC 60068-1
Operating Temperature Range 工作温度范围	$\theta_w$	-40°C ~ +85°C
Storage Temperature 储存温度	$\theta_{ST}$	-40°C ~ +85°C
Rated Voltage 额定电压	$V_N$	750Vac
RMS voltage 有效值电压	$V_{rms}$	530Vac
Non-recurrent surge voltage 非周期性浪涌电压	$V_s$	1610V
Capacitance rated 额定容量	$C_R$	3*100 $\mu$ F DELTA CONNECTION
Capacitance Tolerance 容量偏差		$\pm 5\%$
Reactive power 无功功率	$Q_n$	26.5KVAR @50Hz
Dissipation Factor 电容器损耗	DF	$\leq 0.0010$ at 100Hz
Insulation Resistance 绝缘电阻	IR	$IR \times C \geq 10,000s$ at 100VDC 1minute at +25°C
Irms max. @10KHz 最大电流	$I_{rms}$	3*48A @ $\theta_{amb}=50^\circ C$ (line current)
Terminals current max. 端子最大电流	$I_{max}$	56A
Peak current 峰值电流	$I_p$	3*2100A
Surge current 浪涌电流	$I_s$	3*6300A
du/dt 电压变化率	du/dt	21V/ $\mu$ s
ESR 等效串联电阻	ESR	3*2.0m $\Omega$ typical @20°C, 1KHz, measured values between any 2 terminals
ESL 等效串联电感	ESL	$\leq 120nH$
Rth (hotspot to ambient) 热阻-热点到环境	Rth	2.6K/W (自然冷却)
Max hotpot 最大热点温度	$\theta_{hs}$	+85°C

### Electrical Characteristics 电气参数

Life expectancy 预期寿命	L	≥100,000 hours at rated voltage $V_{rms}$ and 70°C
Test Voltage between terminals 极间耐压测试	UTT	2.15 x rated voltage $V_{rms}$ for 10s
Test Voltage between terminals and case 极壳耐压测试	UTC	4KVac 50Hz for 10s
Failure quota 失效率	FIT	≤100FIT
Over voltage 过电压		1.1 $U_n$ (30 % of on-load-duration) 1.15 $U_n$ (30 min/day) 1.2 $U_n$ (5 min/day) 1.3 $U_n$ (1 min/day) 1.5 $U_n$ (30ms every time, 100 ms/day), max 1000 times during lifetime 寿命内最大允许出现1000次。
Altitude max 最高海拔		3000m:不降额 no derating 3000m-5000m: derating as per 3%/ 500m. 每 500m 电流降额 3%;
Weight 重量		~2.6kg

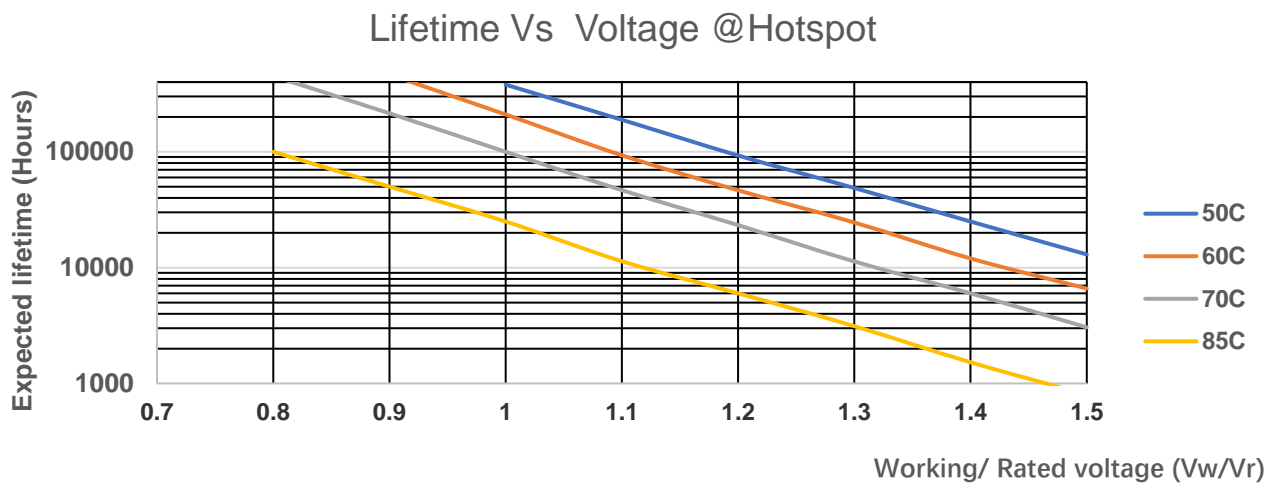
### Constructions 结构设计

Metallized Film 薄膜材料	OPP & Al/Zn 金属化聚丙烯膜
Metal Sprayed 涂覆	Zn 锌
Connection Stripe 连接片	Tinned copper 镀锡铜片
Aluminum Case 铝壳	Al can with stud 铝罐, 底部带螺杆
Top Cover 上盖	Al cover 铝盖
Filling 填充	Soft PU resin 软PU树脂
Terminal 引出端	M5 clamp block, Max. 25mm <sup>2</sup> cable available M5 接线框模块, 最大可接25mm <sup>2</sup> 线缆
Terminals torque 端子扭矩	2.5Nm Max.
Bottom stud torque max. 底部螺杆最大扭矩	10Nm
Creepage distance (between terminals) 爬电距离	35mm
Clearance (between terminals) 电气间隙	15mm
Film Construction 薄膜结构	Normal Structure 一般膜
Degree of protection 防护等级	IP20 rating
Discharge resistor 放电电阻	NA
Installation and space 安装及空间要求	Vertical, at least 12 mm free space at the top of terminals for inner safety device. And 10mm clearance between capacitors for cooling. 竖直安装, 电容器顶部预留至少12mm自由空间用于防爆机构动作。电容器之间间隔至少10mm以利于散热。

### Environmental Test 环境测试

High Temperature Loading 高温负荷试验	Test Conditions:测试条件 Testing method per IEC 61071 按照IEC61071标准 Test Temperature温度: +70±2 °C. Apply 1.25x VR for 1,000 +24/-0 hours.施加1.25倍电压1000小时。 首个500 hours后 1000 charges and discharges 按1.4倍峰值电流1000次充放电 At 1.4 x I peak (maximum respective peak current in continuous operation) Performance:合格标准 Capacitance Change Rate ( $\Delta C/C$ )容量变化率: $\leq 3\%$
------------------------------------	---

### Expected Life Curve 寿命曲线图



### Packaging Information 包装信息

Capacitors are well protected by foams. And then are packaged in the cartons.

电容器用泡棉包装，然后装进纸箱。

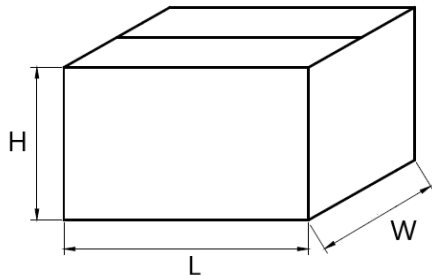


Table 1 carton dimensions

Carton No.	L (mm)	W (mm)	H (mm)
1	375	285	235
2	375	285	300
3	375	285	330
4	375	285	365
5	375	285	265

According to the capacitor's diameter, every carton contains capacitors as per the following Table 2.

根据电容器直径，每个纸箱的电容器数量如下。

Table 2 Capacitor quantity of each carton

Capacitor Diameter (mm)	Quantity (pcs)
75	12
86	8
96	6
106	5
116	5
136	2

### Cautions and Warnings 注意事项

- Don't exceed the upper category temperature.  
不可超出最高类别温度
- For longtime storage, maximum relative humidity 80%, no dew allowed on the capacitor.  
电容器长期存放时，最大相对湿度不可超过 80%，电容器表面不允许有结露
- Do not use or store capacitor in corrosive atmosphere, in the dusty environment's regular maintenance and cleaning especially of the terminals is required to avoid conductive path between terminal / or terminal and ground.  
不要在腐蚀性的环境中使用或储存电容器，在有灰尘的环境中，接线端子应定期维护和清洁，以避免接线端子间或端子与地面之间的导电。
- Avoid overload of the capacitors.  
避免电容器过载使用。
- Do not have unlimited service life expectancy, the max service life expectancy may vary depending on the application the capacitor is used in.  
电容器寿命不是无止尽的，最大的使用寿命可能会根据不同的电容器使用状况而变化。

### Disclaimer 免责声明

All product, product specifications and data in this datasheet are subject to change without notice to improve reliability, function or design or otherwise. The customer is responsible for checking and verifying the extent to which the Information contained in this publication is applicable to an order at the time the order is placed. All Information given herein is believed to be accurate and reliable, but it is presented without guarantee, warranty, or responsibility of any kind, expressed or implied.

为求提高产品可靠性、功能或产品设计上的持续不断改进，所有产品、产品规格和数据可随时更改而不需另行通知。客户在订购时，本规格书中包含的信息在多大程度上适用于订单。所有在此提供的信息被认为是准确和可靠的。

In individual cases, a malfunction of electronic components or failure before the end of their usual service life cannot be completely ruled out in the current state of the art, even if they are operated as specified. In customer application requiring a very high level of operational safety and especially in customer applications in which the malfunction or failure of an electronic component could endanger human life or health (e.g. in accident prevention or lifesaving systems), it must therefore be ensured by means of suitable design of the customer application or other action taken by the customer (e.g. installation of protective circuitry or redundancy) that no injury or damage is sustained by third parties in the event of malfunction or failure of an electronic component. In individual cases, even if electronic components are operated as specified, it cannot be completely ruled out that a malfunction or failure of an electronic component could occur before the end of their usual service life. In customer applications requiring a very high level of operational safety and especially in customer applications in which the malfunction or failure of an electronic component could endanger human life or health (e.g. in accident prevention or lifesaving systems), it must therefore be ensured by means of suitable design of the customer application or other action taken by the customer (e.g. installation of protective circuitry or redundancy) that no injury or damage is sustained by third parties in the event of malfunction or failure of an electronic component. In individual cases, even if electronic components are operated as specified, it cannot be completely ruled out that a malfunction or failure of an electronic component could occur before the end of their usual service life. In customer applications requiring a very high level of operational safety and especially in customer applications in which the malfunction or failure of an electronic component could endanger human life or health (e.g. in accident prevention or lifesaving systems), it must therefore be ensured by means of suitable design of the customer application or other action taken by the customer (e.g. installation of protective circuitry or redundancy) that no injury or damage is sustained by third parties in the event of malfunction or failure of an electronic component.

We continue efforts to improve our products. Therefore, the products described in this publication may change from time to time. The same is true of the corresponding product specifications. Please check therefore to what extent product descriptions and specifications contained in this publication are still applicable before or when you place an order. We also reserve the right to discontinue production and delivery of products. Consequently, we cannot guarantee that all products named in this publication will always be available.

我们持续努力改善我们的产品。因此，本规格书中所描述的产品可能会不时地发生变化。相应的产品规格也是如此。因此，请检查在您订购之前或订购时，本规格书中包含的产品描述和规格在多大程度上仍然适用。我们



# Metallized Polypropylene Film AC Filtering Capacitors

## ELC Series - Cylindrical Aluminum Can Oil Type

**ELCOMTECH**

也保留停止生产和交付产品的权利。因此，我们不能保证本规格书中所列的所有产品都始终适用。

No license, express or implied, by estoppel or otherwise, to any intellectual property rights is granted by this document or by any conduct of Elcomtech. Product names and markings noted herein may be trademarks of their respective owners.

此份文件的知识产权归属艾华所有，艾华拥有其产品名称，产品标志及商标的所有权。